

# BobaLoca Business For Sale



12901 Sherman Way Suite B,  
North Hollywood, CA 91605



# BobaLoca

## CONTENTS

### 01 Real Estate

Location Highlights

### 02 Business Summary

Executive Summary

Locator Map

Regional Map

Aerial Map

### 03 Demographics

Demographics

Demographic Charts

### 04 Company Biography

Company Bio

**PEAK**  
COMMERCIAL

5900 Canoga Ave Suite 110, Woodland Hills, CA 91367

We obtained the following information above from sources we believe to be reliable. However, we have not verified its accuracy and make no guarantee, warranty or representation about it. It is submitted subject to the possibility of errors, omissions, change of price, rental or other conditions, prior sale, lease or financing, or withdrawal without notice. We include projections, opinions, assumptions or estimates for example only, and they may not represent the current or future performance of the property. You and your tax and legal advisors should conduct your own investigation of the property and transaction.

---

## INVESTMENT HIGHLIGHTS

---

Business Name	<b>BobaLoca</b>
Price	<b>\$65,000</b>


---

### Highlights

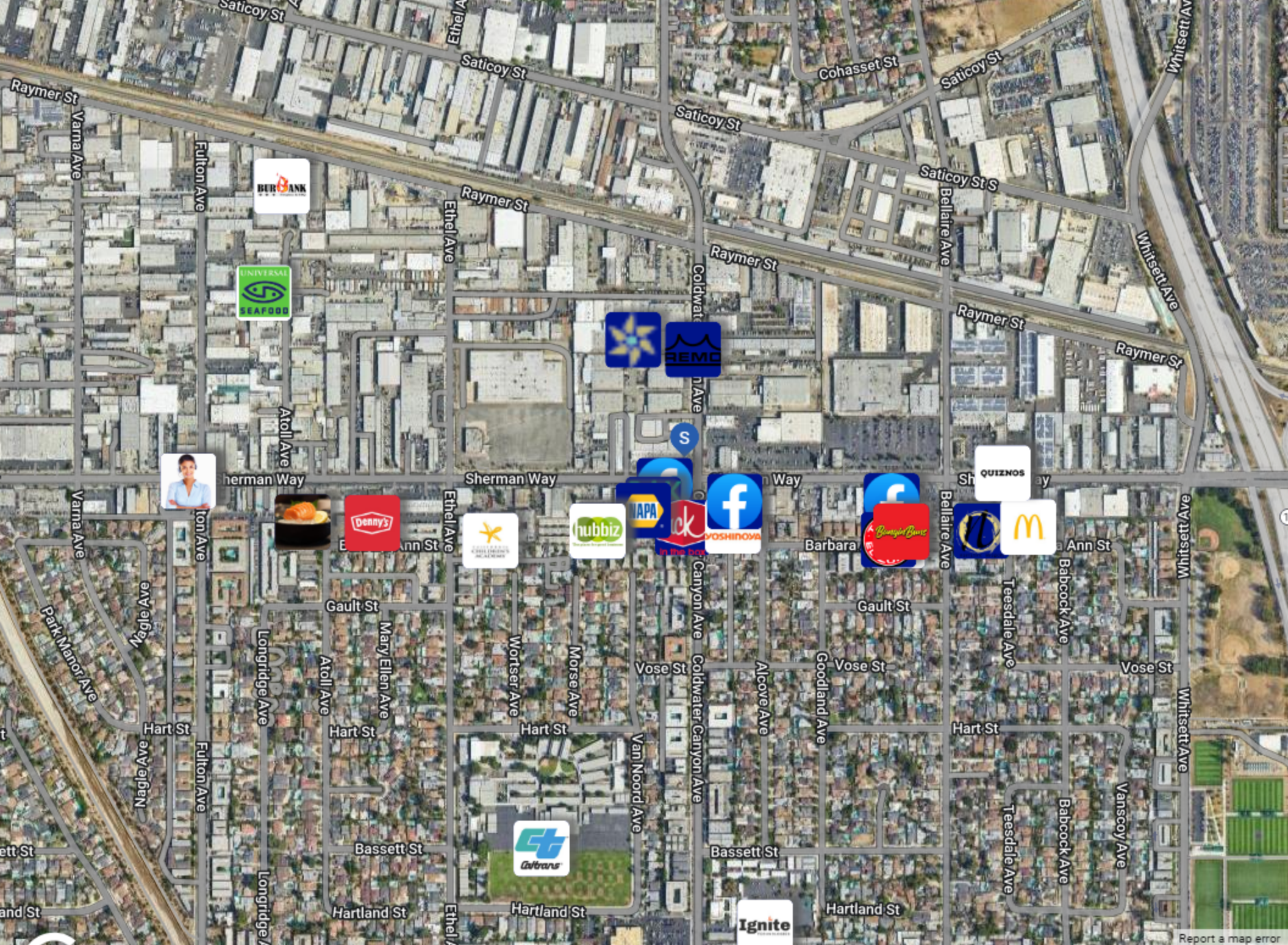
- Key Money Required
- An established and well-known Boba business in the North Hollywood area for 13 years
- All equipment and inventory included with this turn-key Boba business
- Lots of repeat visitors
- Great opportunity for a family owner!
- Neighborhood center located at one of the busiest signalized intersections in the San Fernando Valley. On the corner of Coldwater Canyon and Sherman Way in North Hollywood
- Signalized Corner  
Lots of foot traffic
- Good variety of neighboring retail
- Major bus stop on corner
- Lots of foot traffic





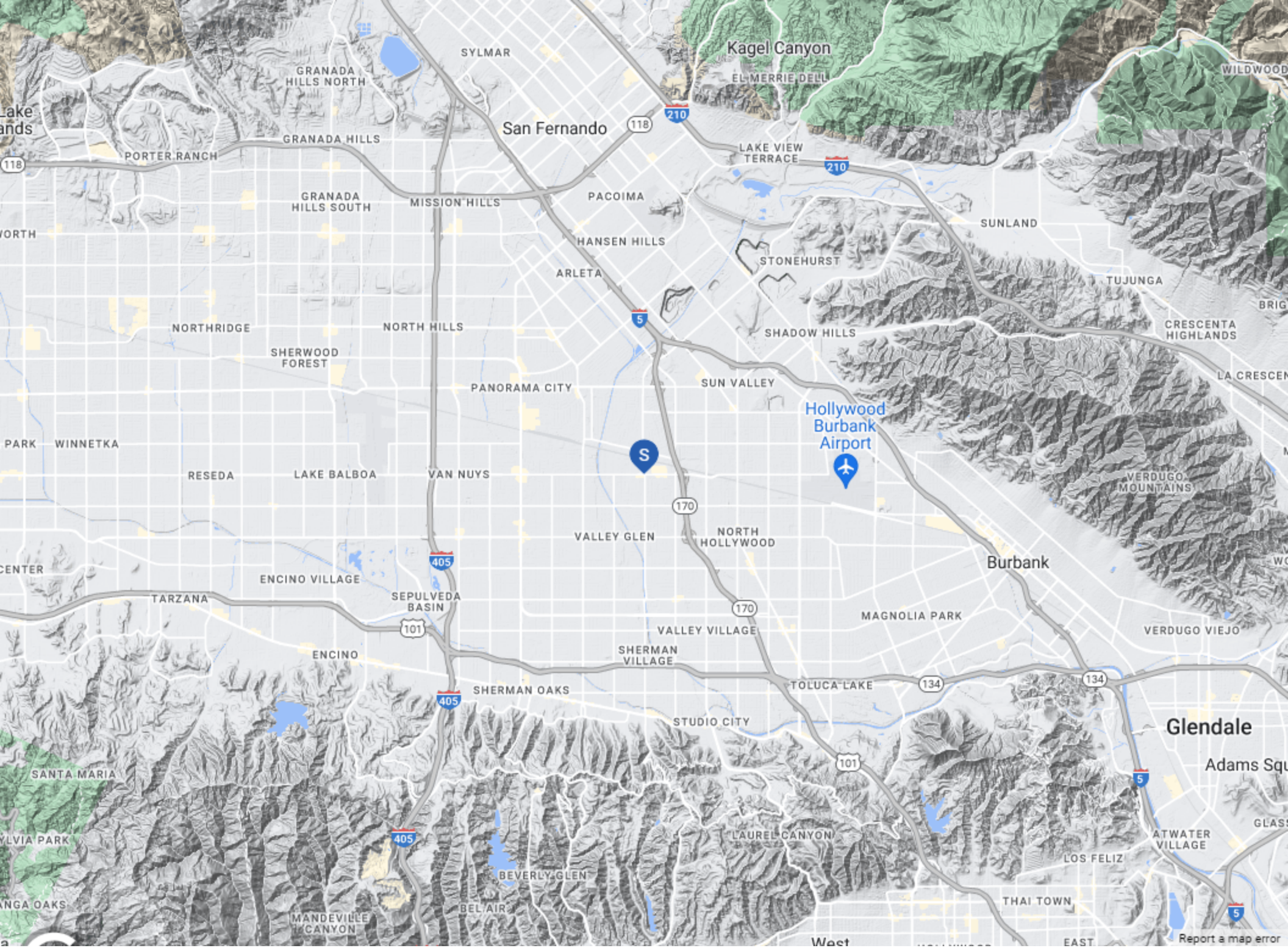






Report a map error





San Fernando

Kagel Canyon

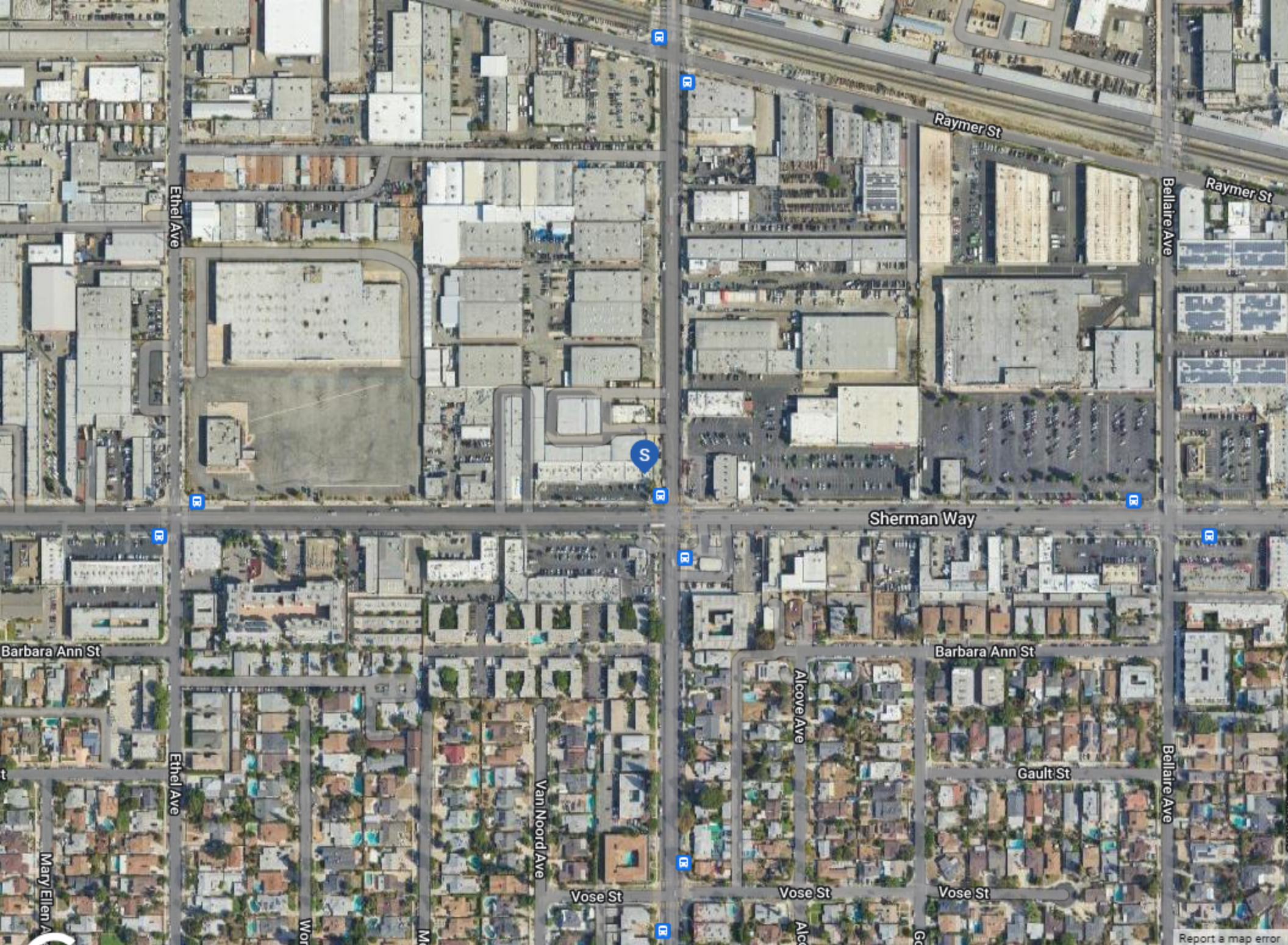
Hollywood Burbank Airport

Burbank

Glendale

Report a map error





Ethel Ave

Raymer St

Bellaire Ave

Raymer St

S

Sherman Way

Barbara Ann St

Barbara Ann St

Ethel Ave

Van Noord Ave

Alcove Ave

Gault St

Bellaire Ave

Vose St

Vose St

Vose St

Mary Ellen A

Wor

Mc

Alc

Co

Report a map error



<b>POPULATION</b>	<b>1 MILE</b>	<b>3 MILE</b>	<b>5 MILE</b>
2000 Population	35,266	332,461	694,400
2010 Population	35,671	335,281	717,289
2023 Population	34,662	333,983	730,938
2028 Population	34,409	335,185	732,977
2023 African American	1,328	13,198	31,171
2023 American Indian	467	5,866	11,504
2023 Asian	3,590	30,021	66,677
2023 Hispanic	17,096	193,378	388,684
2023 Other Race	11,111	124,653	241,920
2023 White	13,864	111,932	272,219
2023 Multiracial	4,256	47,873	106,497
2023-2028: Population: Growth Rate	-0.75 %	0.35 %	0.30 %
<b>2023 HOUSEHOLD INCOME</b>	<b>1 MILE</b>	<b>3 MILE</b>	<b>5 MILE</b>
less than \$15,000	1,722	13,347	27,908
\$15,000-\$24,999	902	9,101	17,841
\$25,000-\$34,999	901	8,771	17,437
\$35,000-\$49,999	1,413	12,390	25,363
\$50,000-\$74,999	2,102	18,169	38,571
\$75,000-\$99,999	1,437	14,366	32,942
\$100,000-\$149,999	1,491	16,670	42,140
\$150,000-\$199,999	741	8,204	22,810
\$200,000 or greater	968	9,665	30,856
Median HH Income	\$58,416	\$63,995	\$75,464
Average HH Income	\$88,335	\$94,960	\$110,955

<b>HOUSEHOLDS</b>	<b>1 MILE</b>	<b>3 MILE</b>	<b>5 MILE</b>
2000 Total Housing	10,767	106,004	241,444
2010 Total Households	11,010	103,708	239,166
2023 Total Households	11,676	110,683	255,879
2028 Total Households	11,711	112,072	258,765
2023 Average Household Size	2.92	2.98	2.82
2000 Owner Occupied Housing	4,161	38,681	94,480
2000 Renter Occupied Housing	6,315	64,160	138,986
2023 Owner Occupied Housing	3,995	39,140	98,173
2023 Renter Occupied Housing	7,681	71,543	157,706
2023 Vacant Housing	422	5,044	12,177
2023 Total Housing	12,098	115,727	268,056
2028 Owner Occupied Housing	4,185	40,417	100,637
2028 Renter Occupied Housing	7,526	71,655	158,128
2028 Vacant Housing	503	5,127	12,805
2028 Total Housing	12,214	117,199	271,570
2023-2028: Households: Growth Rate	0.30 %	1.25 %	1.10 %



<b>2023 POPULATION BY AGE</b>	<b>1 MILE</b>	<b>3 MILE</b>	<b>5 MILE</b>
2023 Population Age 30-34	2,981	28,549	62,803
2023 Population Age 35-39	2,558	25,672	58,079
2023 Population Age 40-44	2,317	23,299	52,406
2023 Population Age 45-49	2,017	20,513	45,822
2023 Population Age 50-54	2,106	20,378	45,601
2023 Population Age 55-59	1,920	18,205	40,736
2023 Population Age 60-64	1,918	17,237	38,129
2023 Population Age 65-69	1,602	14,408	31,634
2023 Population Age 70-74	1,337	10,956	24,551
2023 Population Age 75-79	841	7,024	16,113
2023 Population Age 80-84	634	4,471	10,153
2023 Population Age 85+	575	4,474	10,202
2023 Population Age 18+	27,135	257,287	569,593
2023 Median Age	36	35	36

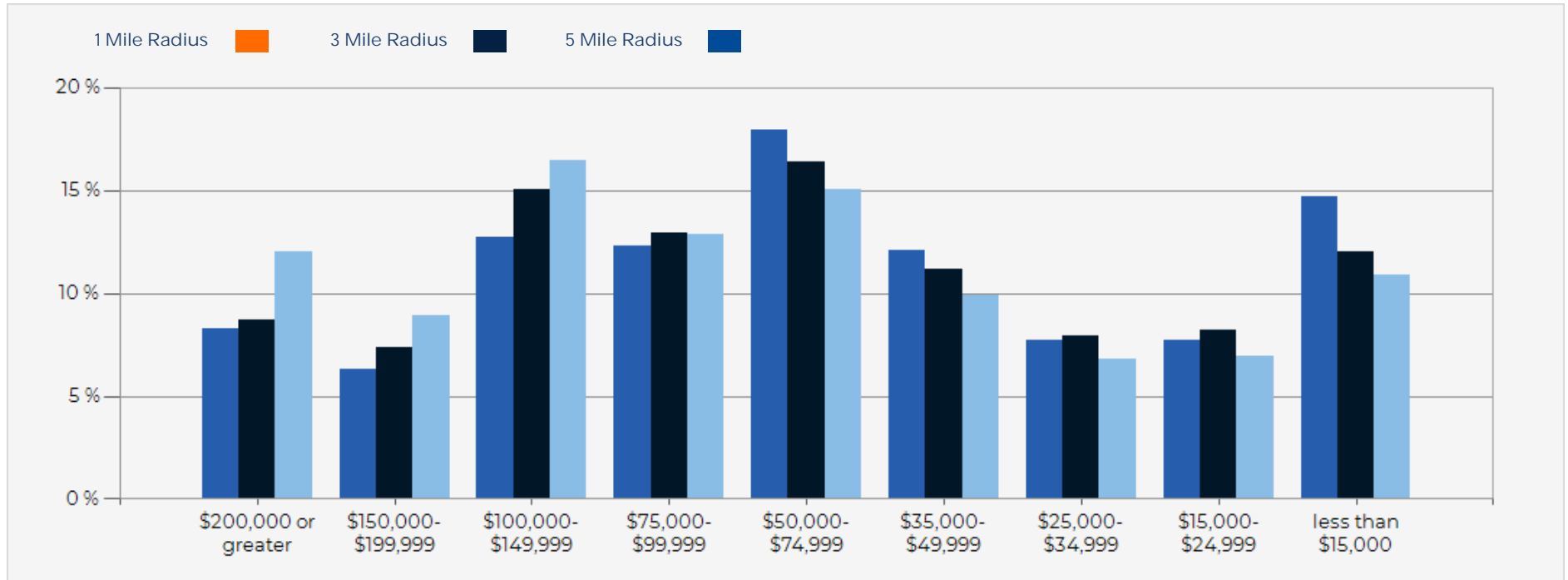
<b>2023 INCOME BY AGE</b>	<b>1 MILE</b>	<b>3 MILE</b>	<b>5 MILE</b>
Median Household Income 25-34	\$60,471	\$62,342	\$71,645
Average Household Income 25-34	\$86,595	\$87,458	\$97,911
Median Household Income 35-44	\$67,598	\$73,015	\$84,613
Average Household Income 35-44	\$103,803	\$106,864	\$124,143
Median Household Income 45-54	\$71,967	\$78,387	\$91,264
Average Household Income 45-54	\$102,646	\$109,179	\$130,783
Median Household Income 55-64	\$61,482	\$71,048	\$82,802
Average Household Income 55-64	\$92,081	\$101,571	\$122,038
Median Household Income 65-74	\$51,786	\$54,718	\$63,084
Average Household Income 65-74	\$76,248	\$84,701	\$99,060
Average Household Income 75+	\$56,243	\$64,683	\$76,187

<b>2028 POPULATION BY AGE</b>	<b>1 MILE</b>	<b>3 MILE</b>	<b>5 MILE</b>
2028 Population Age 30-34	2,868	27,344	59,849
2028 Population Age 35-39	2,846	27,396	59,544
2028 Population Age 40-44	2,451	24,459	54,113
2028 Population Age 45-49	2,204	22,114	49,120
2028 Population Age 50-54	1,954	19,363	43,004
2028 Population Age 55-59	1,951	18,892	42,241
2028 Population Age 60-64	1,751	16,324	36,391
2028 Population Age 65-69	1,663	14,807	32,894
2028 Population Age 70-74	1,398	12,303	27,177
2028 Population Age 75-79	1,080	8,965	19,950
2028 Population Age 80-84	690	5,594	12,862
2028 Population Age 85+	687	5,171	11,834
2028 Population Age 18+	27,363	262,264	580,095
2028 Median Age	38	36	37

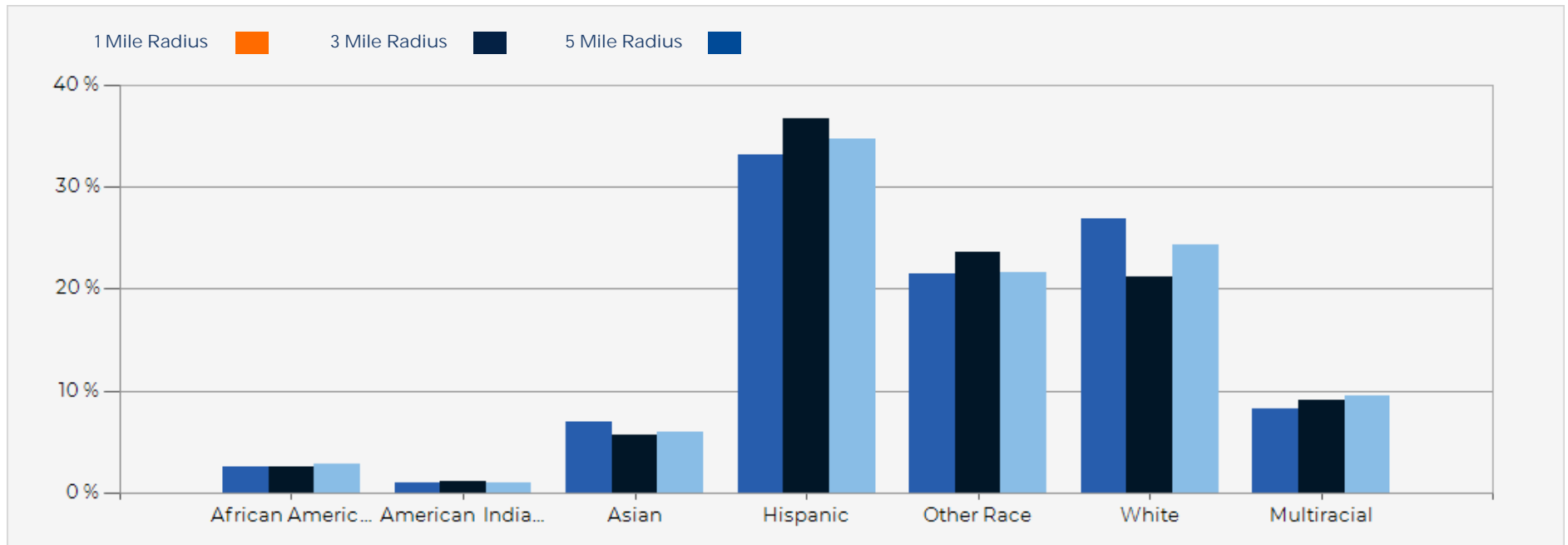
<b>2028 INCOME BY AGE</b>	<b>1 MILE</b>	<b>3 MILE</b>	<b>5 MILE</b>
Median Household Income 25-34	\$68,763	\$73,411	\$82,423
Average Household Income 25-34	\$104,026	\$103,964	\$116,097
Median Household Income 35-44	\$85,563	\$87,446	\$100,970
Average Household Income 35-44	\$130,524	\$128,631	\$145,590
Median Household Income 45-54	\$91,951	\$93,529	\$107,013
Average Household Income 45-54	\$127,464	\$130,643	\$152,630
Median Household Income 55-64	\$75,545	\$85,947	\$100,822
Average Household Income 55-64	\$114,067	\$121,977	\$144,288
Median Household Income 65-74	\$59,613	\$67,834	\$78,730
Average Household Income 65-74	\$94,283	\$103,524	\$119,750
Average Household Income 75+	\$68,473	\$79,275	\$95,198



## 2023 Household Income

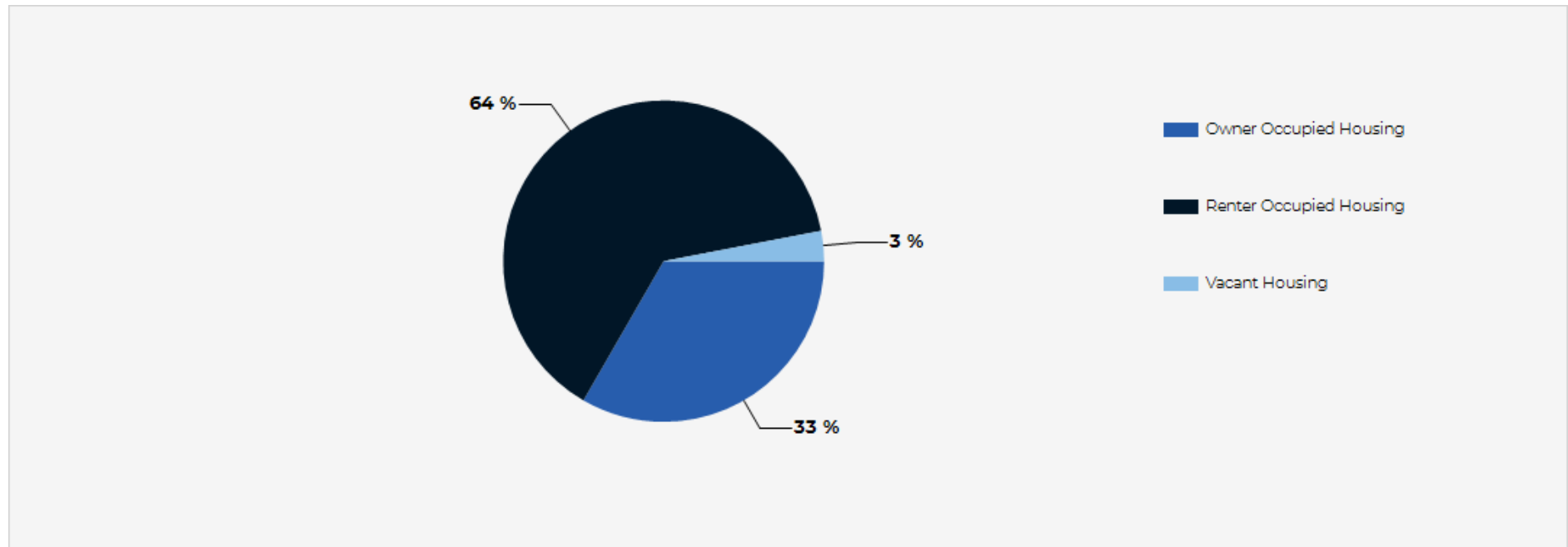


## 2023 Population by Race

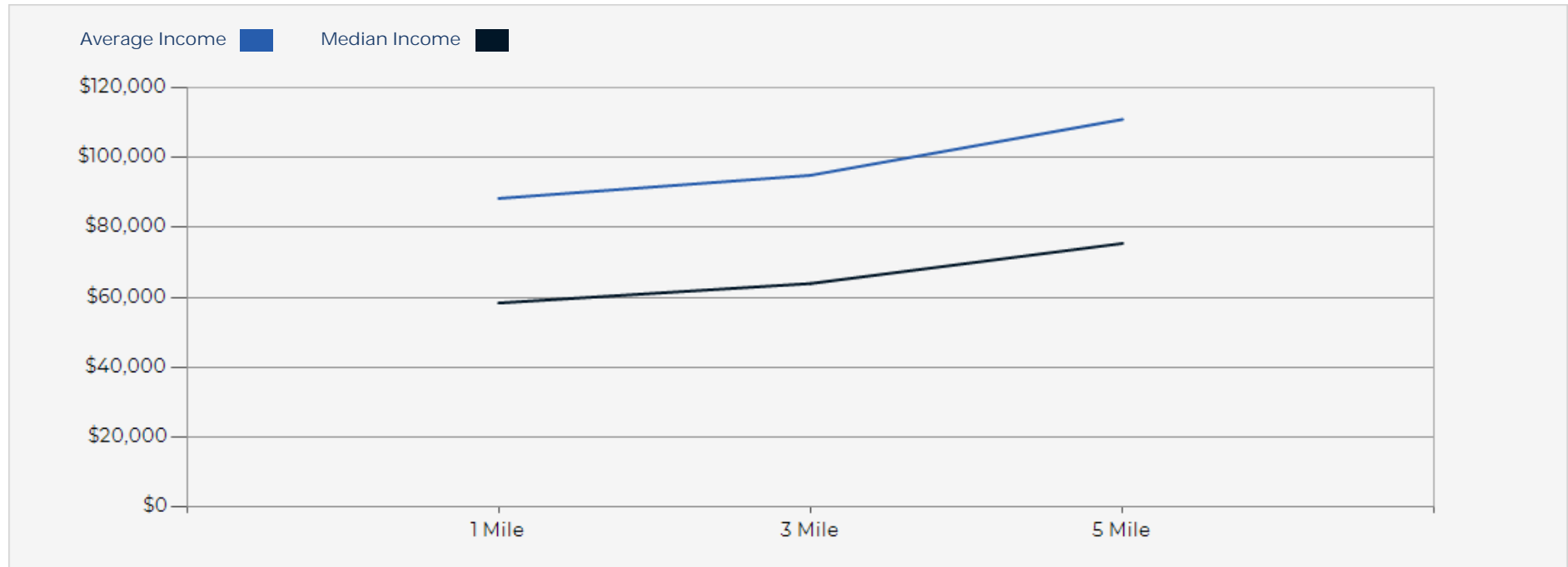




### 2023 Household Occupancy - 1 Mile Radius



### 2023 Household Income Average and Median





# BobaLoca

## CONFIDENTIALITY and DISCLAIMER

The information contained in the following offering memorandum is proprietary and strictly confidential. It is intended to be reviewed only by the party receiving it from Peak Commercial and it should not be made available to any other person or entity without the written consent of Peak Commercial.

By taking possession of and reviewing the information contained herein the recipient agrees to hold and treat all such information in the strictest confidence. The recipient further agrees that recipient will not photocopy or duplicate any part of the offering memorandum. If you have no interest in the subject property, please promptly return this offering memorandum to Peak Commercial. This offering memorandum has been prepared to provide summary, unverified financial and physical information to prospective purchasers, and to establish only a preliminary level of interest in the subject property.

The information contained herein is not a substitute for a thorough due diligence investigation. Peak Commercial has not made any investigation, and makes no warranty or representation with respect to the income or expenses for the subject property, the future projected financial performance of the property, the size and square footage of the property and improvements, the presence or absence of contaminating substances, PCBs or asbestos, the compliance with local, state and federal regulations, the physical condition of the improvements thereon, or financial condition or business prospects of any tenant, or any tenant's plans or intentions to continue its occupancy of the subject property.

The information contained in this offering memorandum has been obtained from sources we believe reliable; however, Peak Commercial has not verified, and will not verify, any of the information contained herein, nor has Peak Commercial conducted any investigation regarding these matters and makes no warranty or representation whatsoever regarding the accuracy or completeness of the information provided. All potential buyers must take appropriate measures to verify all of the information set forth herein. Prospective buyers shall be responsible for their costs and expenses of investigating the subject property.

*Exclusively Marketed by:*

### **Eric Kates**

Commercial Director  
818.836.6704  
ekates@peakcommercial.com  
DRE#00884515

### **Darya Matt**

Elite Realty & Mortgage Inc.  
818.983.9779  
DRE#01901057

