

Encino Vet Building

17007-17015 Ventura Blvd., Encino CA 91316



OFFERING MEMORANDUM

PEAK
COMMERCIAL

17007-17015 Ventura Blvd.



Exclusively Marketed by:

Kevin Levine

(866) 357-1031

KevinL@peakexchange.com

Lic: 01330855

Charlie Romanak

(818) 466-6443

Charlie.R@peakcommercial.com

Lic: 02076851

PEAK
COMMERCIAL

5900 Canoga Ave suite 110
Woodland hills, CA 91367

We obtained the following information above from sources we believe to be reliable. However, we have not verified its accuracy and make no guarantee, warranty or representation about it. It is submitted subject to the possibility of errors, omissions, change of price, rental or other conditions, prior sale, lease or financing, or withdrawal without notice. We include projections, opinions, assumptions or estimates for example only, and they may not represent the current or future performance of the property. You and your tax and legal advisors should conduct your own investigation of the property and transaction.

OFFERING SUMMARY

ADDRESS	17007-17015 Ventura Blvd. Encino CA 91316
COUNTY	Los Angeles
MARKET	Los Angeles
SUBMARKET	Encino
BUILDING SF	7,396 SF
LAND ACRES	0.26
LAND SF	11,200 SF
YEAR BUILT	1948
YEAR RENOVATED	2014
APN	2258-013-002
OWNERSHIP TYPE	Fee Simple

FINANCIAL SUMMARY

OFFERING PRICE	\$4,990,000
PRICE PSF	\$674.69

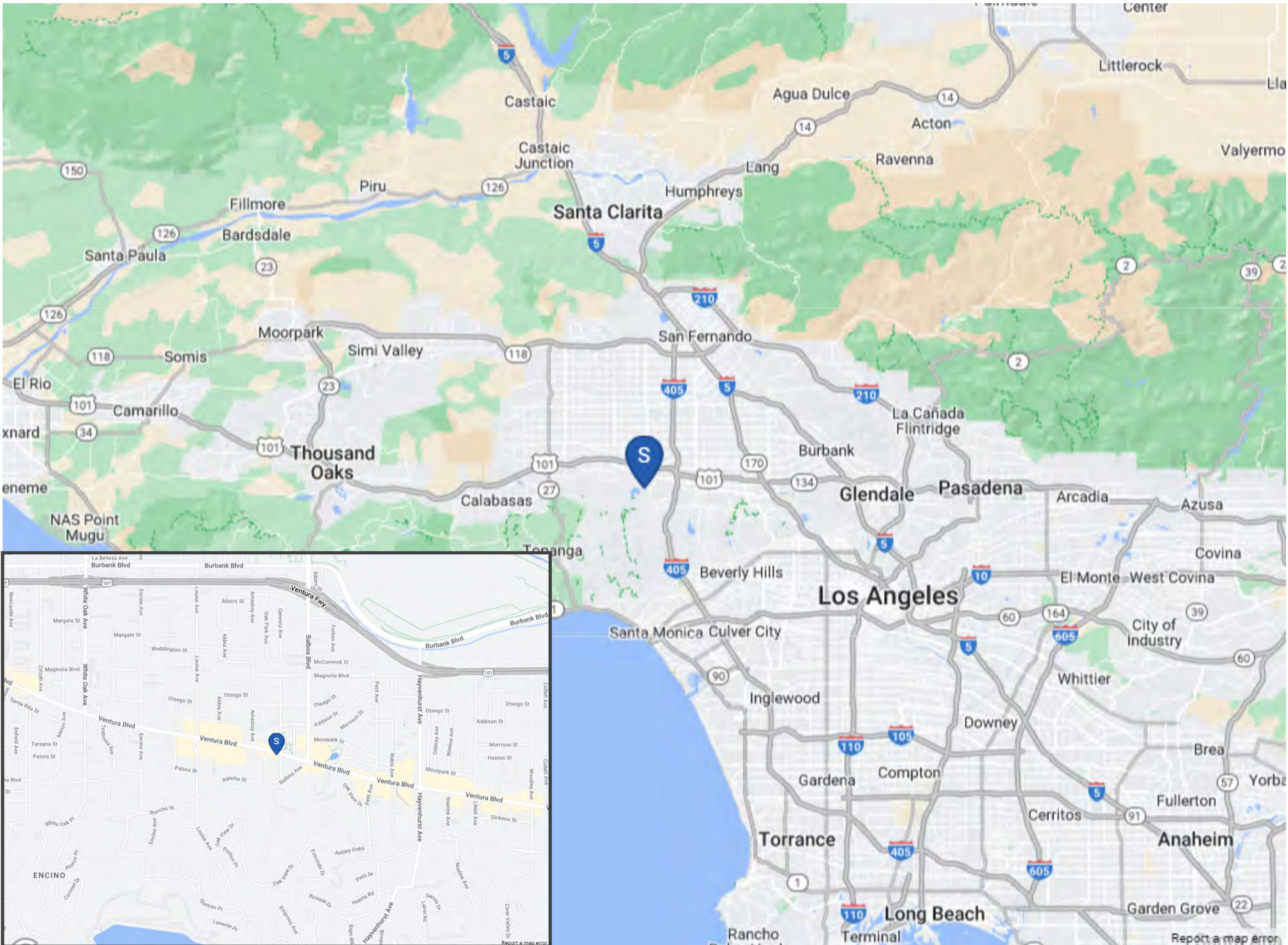


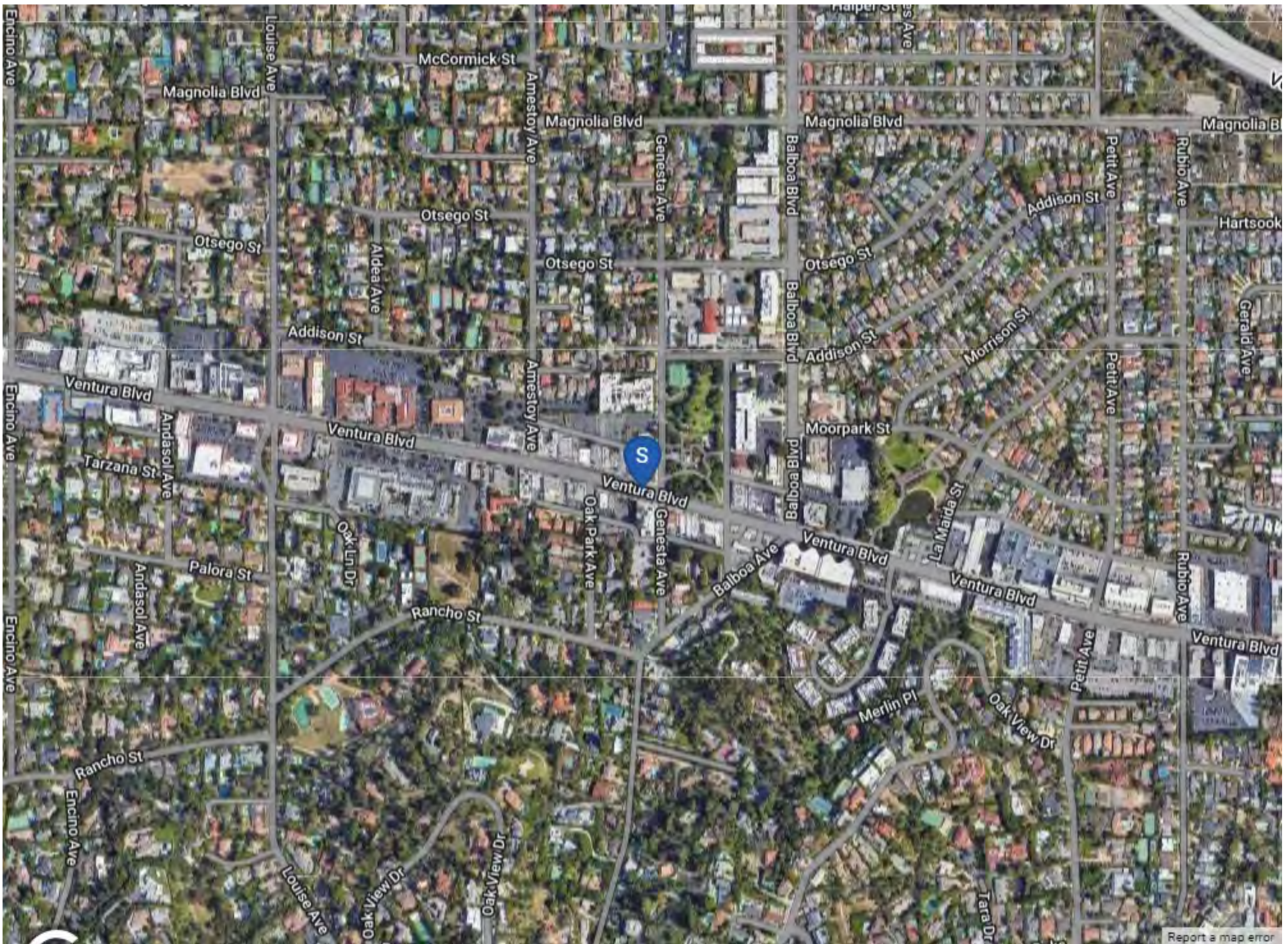
PROPERTY FEATURES

NUMBER OF TENANTS	5
BUILDING SF	7,396
LAND SF	11,200
LAND ACRES	0.26
YEAR BUILT	1948
YEAR RENOVATED	2014
# OF PARCELS	1
ZONING TYPE	C4-1VL
BUILDING CLASS	C
LOCATION CLASS	Suburban
NUMBER OF STORIES	2
NUMBER OF PARKING SPACES	17
PARKING RATIO	2.45/1000

Highlights

- Property Can Be Delivered Mostly Vacant, Call Agent For More Details
- Investment / Owner-User / Redevelopment Opportunity
- Prime Stretch of Ventura Blvd. in Encino
- Large ±11,200 SF Lot
- Functional Layout with Adequate Parking and Great Visibility from the Blvd.
- Adjacent to Large Development Project. This Property Sits in a Corridor of Ventura Blvd. that is Being Targeted by Developers and Will See Substantial Change in the Coming Years
- Surrounding Retailers Include: Gelson's, Amazon Fresh, Michaels, CVS, ACE Hardware, Equinox, Panera Bread and many more.









Shed has been demolished and turned into additional parking.



POPULATION	1 MILE	3 MILE	5 MILE
2000 Population	10,937	135,612	408,633
2010 Population	11,296	140,936	425,673
2022 Population	12,473	147,878	443,361
2027 Population	12,226	144,296	434,434
2022 African American	454	6,727	20,417
2022 American Indian	43	1,334	5,770
2022 Asian	976	12,428	42,801
2022 Hispanic	1,285	40,467	172,100
2022 Other Race	489	22,940	105,992
2022 White	9,252	86,101	209,971
2022 Multiracial	1,247	18,182	57,887
2022-2027: Population: Growth Rate	-2.00 %	-2.45 %	-2.05 %

2022 HOUSEHOLD INCOME	1 MILE	3 MILE	5 MILE
less than \$15,000	263	3,832	11,478
\$15,000-\$24,999	210	2,974	9,991
\$25,000-\$34,999	193	2,961	10,131
\$35,000-\$49,999	271	4,991	15,707
\$50,000-\$74,999	568	8,246	25,129
\$75,000-\$99,999	570	6,390	18,653
\$100,000-\$149,999	890	10,941	28,859
\$150,000-\$199,999	548	6,684	16,282
\$200,000 or greater	1,829	11,603	26,710
Median HH Income	\$129,278	\$99,588	\$85,504
Average HH Income	\$201,470	\$148,328	\$132,416

HOUSEHOLDS	1 MILE	3 MILE	5 MILE
2000 Total Housing	5,048	57,938	157,730
2010 Total Households	4,926	56,537	154,705
2022 Total Households	5,343	58,622	162,940
2027 Total Households	5,241	57,308	160,057
2022 Average Household Size	2.33	2.50	2.68
2000 Owner Occupied Housing	3,386	28,357	72,254
2000 Renter Occupied Housing	1,516	27,524	80,021
2022 Owner Occupied Housing	3,422	28,550	73,956
2022 Renter Occupied Housing	1,921	30,072	88,984
2022 Vacant Housing	366	2,921	7,710
2022 Total Housing	5,709	61,543	170,650
2027 Owner Occupied Housing	3,404	28,180	73,080
2027 Renter Occupied Housing	1,837	29,128	86,977
2027 Vacant Housing	436	4,111	10,723
2027 Total Housing	5,677	61,419	170,780
2022-2027: Households: Growth Rate	-1.90 %	-2.25 %	-1.80 %



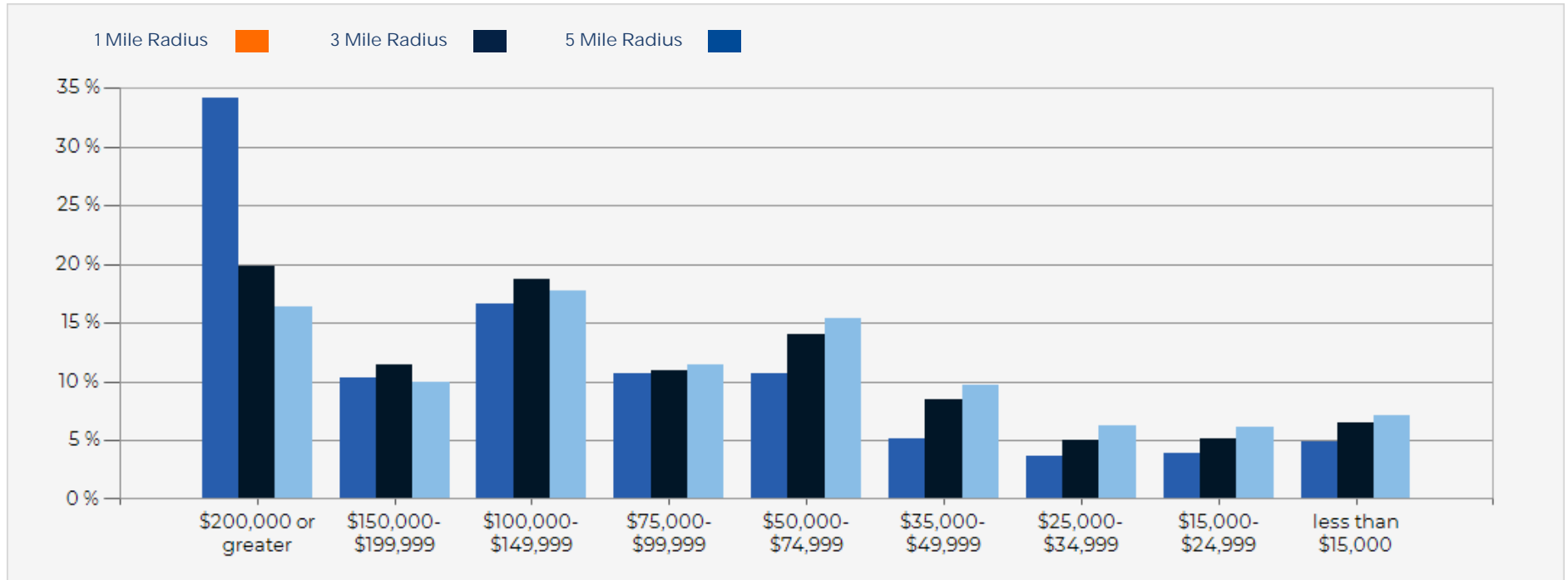
2022 POPULATION BY AGE	1 MILE	3 MILE	5 MILE
2022 Population Age 30-34	567	10,006	33,286
2022 Population Age 35-39	855	11,237	33,657
2022 Population Age 40-44	798	10,522	30,520
2022 Population Age 45-49	810	10,168	29,212
2022 Population Age 50-54	856	10,095	29,121
2022 Population Age 55-59	874	9,529	27,698
2022 Population Age 60-64	928	8,925	25,571
2022 Population Age 65-69	866	7,893	21,704
2022 Population Age 70-74	885	6,884	17,929
2022 Population Age 75-79	653	5,010	12,497
2022 Population Age 80-84	488	3,493	8,202
2022 Population Age 85+	515	4,056	9,616
2022 Population Age 18+	10,232	118,547	350,329
2022 Median Age	49	41	39

2022 INCOME BY AGE	1 MILE	3 MILE	5 MILE
Median Household Income 25-34	\$103,748	\$83,974	\$74,643
Average Household Income 25-34	\$158,388	\$116,658	\$104,966
Median Household Income 35-44	\$162,393	\$108,911	\$95,950
Average Household Income 35-44	\$230,767	\$156,821	\$140,758
Median Household Income 45-54	\$200,001	\$125,048	\$107,342
Average Household Income 45-54	\$267,792	\$179,609	\$156,671
Median Household Income 55-64	\$174,043	\$114,938	\$101,159
Average Household Income 55-64	\$239,088	\$173,172	\$151,780
Median Household Income 65-74	\$113,947	\$94,435	\$82,322
Average Household Income 65-74	\$180,073	\$145,377	\$130,060
Average Household Income 75+	\$134,015	\$109,143	\$101,746

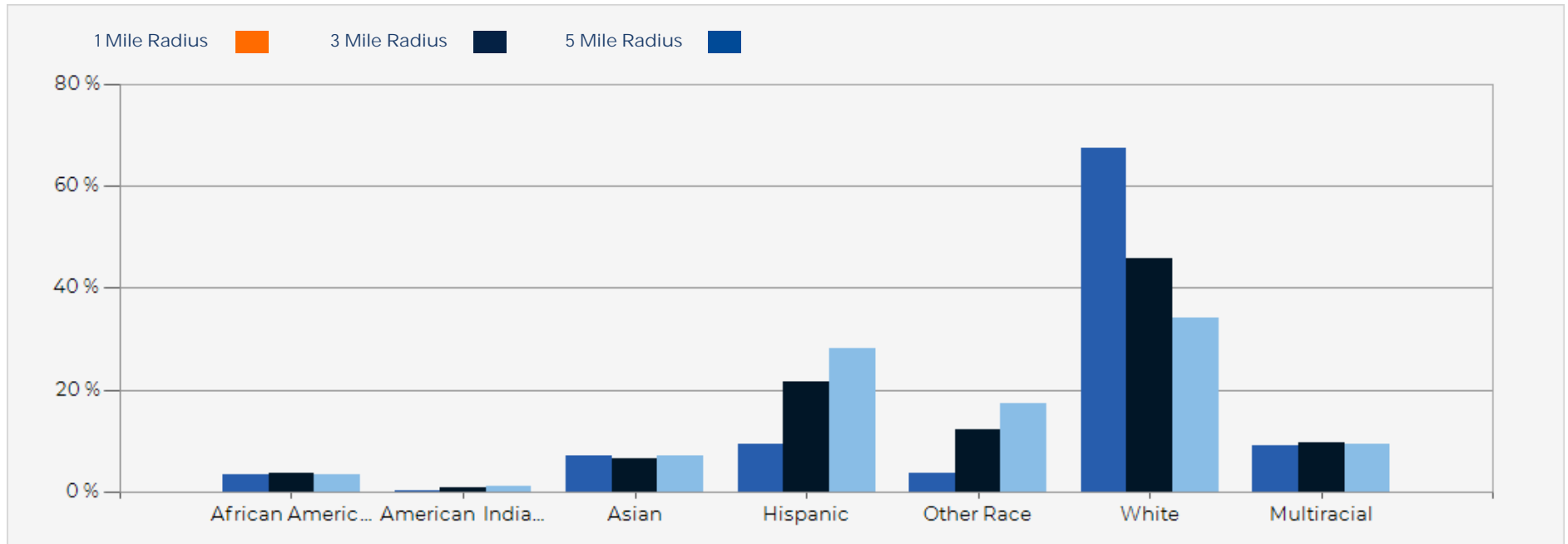
2027 POPULATION BY AGE	1 MILE	3 MILE	5 MILE
2027 Population Age 30-34	524	9,558	32,325
2027 Population Age 35-39	644	9,988	32,553
2027 Population Age 40-44	903	10,629	31,926
2027 Population Age 45-49	831	10,031	28,890
2027 Population Age 50-54	815	9,532	27,247
2027 Population Age 55-59	842	9,368	26,949
2027 Population Age 60-64	825	8,418	24,305
2027 Population Age 65-69	861	7,839	22,012
2027 Population Age 70-74	869	7,012	18,827
2027 Population Age 75-79	737	5,783	14,821
2027 Population Age 80-84	566	4,002	9,853
2027 Population Age 85+	542	4,184	9,925
2027 Population Age 18+	10,058	117,186	347,907
2027 Median Age	50	42	40

2027 INCOME BY AGE	1 MILE	3 MILE	5 MILE
Median Household Income 25-34	\$116,104	\$104,025	\$90,555
Average Household Income 25-34	\$192,305	\$142,147	\$127,832
Median Household Income 35-44	\$200,001	\$136,445	\$117,681
Average Household Income 35-44	\$269,814	\$190,686	\$170,744
Median Household Income 45-54	\$200,001	\$151,564	\$127,881
Average Household Income 45-54	\$304,796	\$209,272	\$185,304
Median Household Income 55-64	\$200,001	\$138,777	\$119,296
Average Household Income 55-64	\$280,442	\$200,913	\$177,822
Median Household Income 65-74	\$141,052	\$114,379	\$102,603
Average Household Income 65-74	\$218,161	\$174,852	\$157,090
Average Household Income 75+	\$170,967	\$140,845	\$132,352

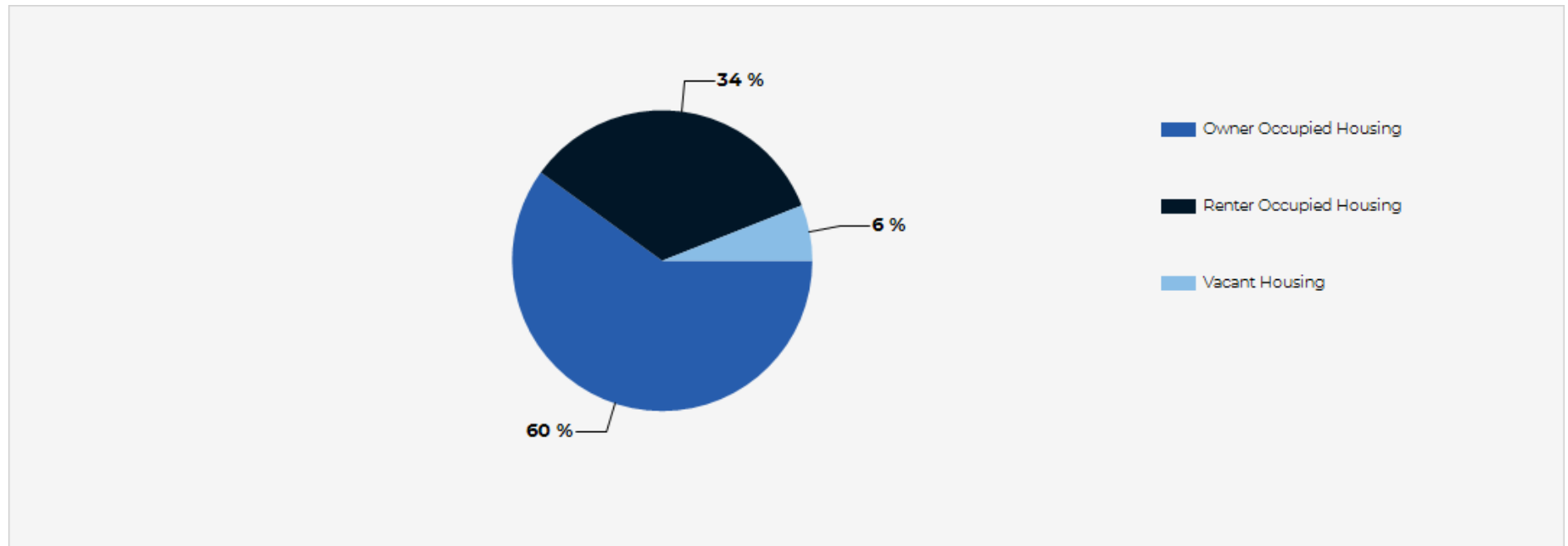
2022 Household Income



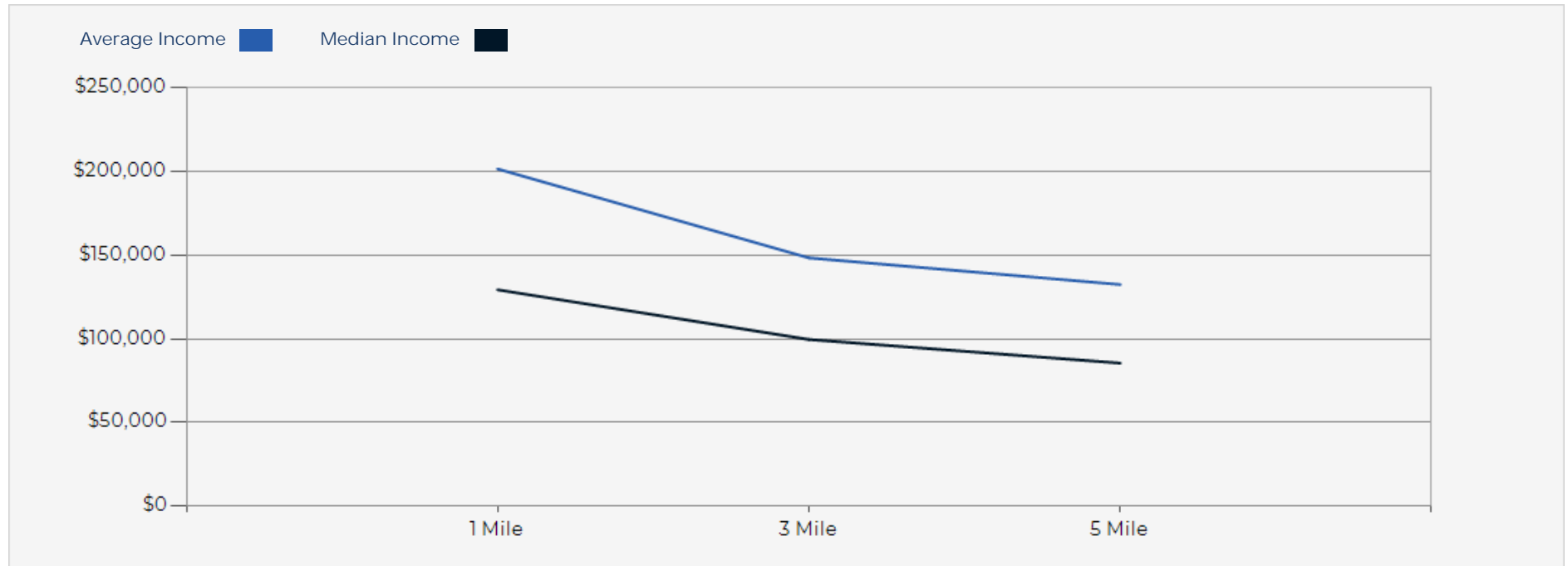
2022 Population by Race



2022 Household Occupancy - 1 Mile Radius



2022 Household Income Average and Median



17007-17015 Ventura Blvd.

CONFIDENTIALITY and DISCLAIMER

The information contained in the following offering memorandum is proprietary and strictly confidential. It is intended to be reviewed only by the party receiving it from Peak Commercial and it should not be made available to any other person or entity without the written consent of Peak Commercial.

By taking possession of and reviewing the information contained herein the recipient agrees to hold and treat all such information in the strictest confidence. The recipient further agrees that recipient will not photocopy or duplicate any part of the offering memorandum. If you have no interest in the subject property, please promptly return this offering memorandum to Peak Commercial. This offering memorandum has been prepared to provide summary, unverified financial and physical information to prospective purchasers, and to establish only a preliminary level of interest in the subject property.

The information contained herein is not a substitute for a thorough due diligence investigation. Peak Commercial has not made any investigation, and makes no warranty or representation with respect to the income or expenses for the subject property, the future projected financial performance of the property, the size and square footage of the property and improvements, the presence or absence of contaminating substances, PCBs or asbestos, the compliance with local, state and federal regulations, the physical condition of the improvements thereon, or financial condition or business prospects of any tenant, or any tenant's plans or intentions to continue its occupancy of the subject property.

The information contained in this offering memorandum has been obtained from sources we believe reliable; however, Peak Commercial has not verified, and will not verify, any of the information contained herein, nor has Peak Commercial conducted any investigation regarding these matters and makes no warranty or representation whatsoever regarding the accuracy or completeness of the information provided. All potential buyers must take appropriate measures to verify all of the information set forth herein. Prospective buyers shall be responsible for their costs and expenses of investigating the subject property.

Exclusively Marketed by:

Kevin Levine

(866) 357-1031
KevinL@peakexchange.com
Lic: 01330855

Charlie Romanak

(818) 466-6443
Charlie.R@peakcommercial.com
Lic: 02076851

